

Prepared by: Bemo Saudi Fransi Finance  
 Prepared to: BSFF Clients  
 Date: 13/05/2024

This report is prepared for the purpose of illustrating the performance of DSE through the trading session dated **13-May-24**  
 - Regarding Monday's trading session, the table below reflects the trading summary along with the movement of DWX index:

Market Summary		DWX		DWX % Change	
Share Volume	409,076.00	Previous Value	80,453.93	Last Session	-0.23%
SYP Value	2,021,300,367.00	Today's Value	80,277.03	Last Week	0.37%
No. of Trades	497.00	SYP Change	(176.90)	Last Month	-2.23%

#### I. Key Market Highlight

- During Monday's session, 497 transactions with an aggregate volume of 409076 shares and a value of SYP 2021.3Mln was recorded on the DSE trading platform.
- Overall, during the session, 21 out of the 28 listed stocks recorded market activities, amongst which 5 listed securities witnessed positive share price movements while 7 listed securities recorded negative share price movements.
- As for the index, DWX declined by -176.9 points (-0.22%) compared to the last session to close at 80277.03 points.

#### II. Top 5 Listed Securities

The top five listed securities occupied (illustrated below) 95.01% of the total value recorded during the session:

Symbol	Name	Change%	Volume	Value
QNBS	Qatar National Bank	-3.18%	151,577.00	1,126,076,449.00
NIB	National Islamic Bank	3.21%	176,240.00	513,090,035.00
CHB	Cham Bank	3.82%	18,805.00	152,729,130.00
BBSY	Al Barakah Bank - Syria	-0.56%	19,267.00	68,264,762.00
IBTF	The International Bank for Trade & Finance	1.12%	11,750.00	60,377,500.00

#### III. Session Summary by Sector

##### Banking Sector:

The banking sector index which only accommodates share price changes while weighing all listed bank stocks equally, decreased by -0.47%. Furthermore, the decrease in the banking index value is mainly due to the decrease in share prices for securities such as BASY, QNBS, SIIB respectively.

##### Banking Sector

Symbol	Name	Closing Price	Price Change	Change %	Volume
ARBS	Arab Bank - Syria	6,826.00	325.00	5.00%	400.00
BASY	Ahli Trust Bank	2,235.11	(96.49)	-4.14%	10,420.00
BBS	Byblos Bank	3,101.96	(49.04)	-1.56%	8,857.00
BBSF	Banque Bemo Saudi Fransi	4,439.21	-	0.00%	300.00
BBSY	Al Barakah Bank - Syria	3,543.09	(19.87)	-0.56%	19,267.00
BOJS	Bank of Jordan - Syria	4,201.04	(220.96)	-5.00%	2,450.00
BSO	Bank of Syria and Overseas	2,850.00	-	0.00%	700.00
CHB	Cham Bank	8,121.73	298.50	3.82%	18,805.00
FSBS	Fransabank - Syria	2,573.79	-	0.00%	551.00
IBTF	The International Bank for Trade & Finance	5,138.51	57.05	1.12%	11,750.00
QNBS	Qatar National Bank	7,429.07	(244.17)	-3.18%	151,577.00
SGB	Syria Gulf Bank	3,999.94	-	0.00%	806.00
SHRQ	Bank Al - Sharq	14,518.97	-	0.00%	-
SIIB	Syria International Islamic Bank	3,644.58	(79.91)	-2.15%	5,714.00
NIB	National Islamic Bank	2,911.31	90.67	3.21%	176,240.00

##### Insurance Sector:

The insurance sector index which only accommodates share price changes while weighing all listed stocks equally, increased by 0.76%. Furthermore, the increase in the insurance index value is mainly due to the increase in share prices for securities such as NIC.

##### Insurance Sector

Symbol	Name	Closing Price	Price Change	Change %	Volume
AROP	Arope Syria	4,499.75	-	0.00%	14.00
ATI	Al - Aqeelah Takaful Insurance	2,169.55	-	0.00%	148.00
NIC	National Insurance Co.	8,535.49	373.08	4.57%	450.00
SAIC	Solidarity Alliance Insurance Company	344.90	-	0.00%	-
SKIC	Syrian Kuwaiti Insurance Company	5,543.00	-	0.00%	100.00
UIC	United Insurance Company	5,595.67	-	0.00%	15.00

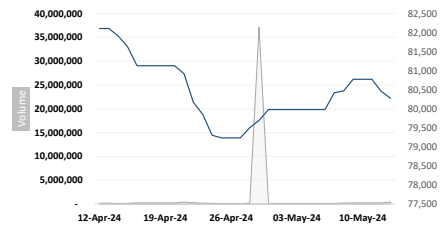
##### Other Sectors:

Damascus Security Exchange market is divided into 6 sectors including the banking and insurance sectors, this paragraph illustrates the performance of the other sectors as of the session dated 13/05/2024  
 The below sectors reached record levels of value traded ( SYP 3.4Mln ) and volume traded ( 512 shares).  
 The most tradable sector was the Services Sector executing 500 shares for SYP 2.93Mln.

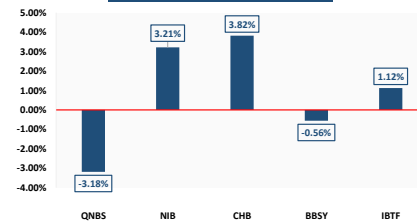
##### Other Sectors

Symbol	Name	Closing Price	Price Change	Change %	Volume
<b>Manufacturing Sector</b>					
ABC	Al Badia Cement	16,885.69	-	0.00%	-
AVOC	Al - Ahliyah Vegetable Oil Company	11,200.70	-	0.00%	-
<b>Services Sector</b>					
AHT	Al - Ahliyah Co. for Transport	5,850.00	(57.29)	-0.97%	500.00
UG	United Group	354.38	-	0.00%	-
<b>Telecommunication Sector</b>					
MTN	MTN - Syria	7,875.00	-	0.00%	-
SYTEL	Syriatel	39,802.98	-	0.00%	12.00
<b>Agricultural Sector</b>					
NAMA	Nama Co.	100.00	-	0.00%	-

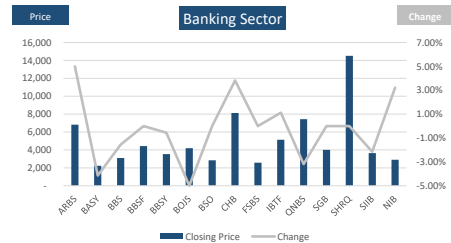
#### DWX Index Month-over-Month



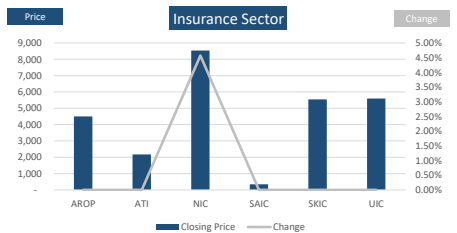
#### Top 5 Listed Securities (by Value)



#### Banking Sector



#### Insurance Sector



#### Other Sectors

